


The Day I
Was a
Snowflake





The Day I Was a Snowflake





Due _____

Writing:

1. Write a rough draft in your journal.
2. Start your story with falling from the sky. Tell about where you landed and the events of your day.
3. Provide a beginning, middle, and end.
4. Use complete sentences and descriptive words.
5. Edit and revise writing.
6. Write your final copy on the snowflake template.

To Make the Snowflake:

1. Fold a square piece of paper in half diagonally.
2. Then fold it again diagonally. You should have a triangle.
3. Fold it one more time!
4. Hold the point in your hand. Cut along the outside. Some like to curve it like a pizza slice.
5. Keep holding the point and cut out different shapes on the folds.
6. Open up to see your beautiful snowflake!





The Day I was a Snowflake



by Eloise


"Neeeee! Yaaa-hoo!" I screamed as I slowly and elegantly fell from the sky. I looked down and saw lots of green trees lined up in the shape of South Carolina. As I got closer to the ground, I noticed a blanket of other snowflakes forming beneath me. We snowflakes, along with all the South Carolinian children, were so excited because snow is rare in this part of the United States. As soon as I landed, I was scooped up and rolled around with my snowflake friends. Then, I was thrown at another kid in the midst of a snowball war. Next, my friends and I were rolled up into an even larger snowball and formed into a happy snowman. Once a hat was placed on top of us and a carrot was added, we turned into the Snowman. We spent the rest of the day singing and dancing with all the other snowflakes and the people of South Carolina.



Name _____



The Day I was a Snowflake



	4	3	2	1
Stick to the topic	Sticks to the topic with relevant details.	Mostly sticks to the topic with some details.	It sometimes gets off topic and/or needs more details.	There is no clear idea of the topic and details are sparse or confusing.
Conventions in Writing	Evidence of strong grade-level grammar, capitalization, punctuation, and spelling.	Evidence of adequate grade-level grammar, capitalization, punctuation, and spelling.	Evidence of limited grade-level grammar, capitalization, punctuation, and spelling.	Little or no evidence of grade-level expectations in conventions.
Creative ideas and words	Wow! Very creative ideas with descriptive words!	Has many creative ideas with some descriptive words.	Has some creative ideas but not many descriptive words.	Shows little or no creativity.
Organization	Story is in the proper order with a beginning, middle, and end.	Story is mostly in the proper order.	Story has several parts out of order that interrupts the flow.	Story needs more time to develop proper organization.
Neatness	Handwriting is neat with no visible eraser marks.	Handwriting is mostly neat with little eraser marks.	Handwriting is somewhat neat with many eraser marks.	Handwriting needs improvement.

Total points: _____

Comments: _____
